

KS1 Phonics Workshop

Mrs Powell - EYFS and English Lead

Aims of the workshop:



- To know what 'phonics' is and how it is taught at Ashmole
- To become familiar with frequently used terms
- To see what is taught in Year 1 and Year 2
- To give ways in which you can support at home


What is phonics?



- Phonics is a way of teaching children to read and write.
- It allows children to make connections between the sounds of their spoken words and the letters that are used to write them down.
- It teaches children to be able to listen carefully and identify the sounds that make up each word. This helps children to learn to read and spell words.

It consists of:

- identifying sounds in spoken words
- recognising the common spellings of each sound
- blending sounds into words for reading
- segmenting words into sounds for spelling



Little Wandle
















- Little Wandle is the phonics scheme that we follow in Reception and Year 1.
- We use rhymes to help us teach the sounds.
- Weekly lesson plans are provided by Little Wandle and each week we have specific sounds and words that the children are required to learn.
- Resources - (flash cards, tricky word cards) consistency across all classrooms.
- Consistent terminology e.g. shuffle time

Phase 2 grapheme information sheet Autumn 1

Grapheme and mnemonic	Picture card	Pronunciation phrase	Formation phrase
s s		Show your teeth and let the s hiss out sssssss .	Under the snake's chin, slide down and round to tail.
a a		Open your mouth wide and make the a sound at the back of your mouth aaaa .	Around the astronaut's helmet and down into space.
t t		Open your lips, put the tip of your tongue behind your teeth and press ttt .	From the tiger's nose to its tail, then follow the stripe across the tiger.
p p		Bring your lips together, push them open and say ppp .	Draw the penguin's back, up and around its head.
i i		Pull your lips back and make the i sound at the back of your mouth iii .	Down the iguana's body, then draw a dot (on the leg) at the top.
n n		Open your lips a bit, put your tongue behind your teeth and make the NNNNN sound NNNNN .	Draw the stick, up and over the net.
		Put your lips together and make	Draw, up and over the mouse's

Phase 3 grapheme information sheet Spring 1

Catchphrase	Grapheme	Catchphrase	Grapheme
 tail in the rain	ai	 sheep in a pig	ee
 a light in the night	igh	 soup that goes	oa
 jaws to the moon	oo	 hock a hock	oo
 mouth in the dark	ar	 horn with a horn	or
 cut the fur	ur	 worm out	ow
 being being	oi	 get near to hear	ear
 chair in the air	air	 a bigger digger	er

Vocabulary Quiz!



- What is a phoneme?
- What is a grapheme?
- What is a digraph?
- What is a trigraph?
- What is a split-digraph?
- What is an adjacent consonant?

Vocabulary Quiz!



What is a phoneme?

- The sound a letter makes!

What is a grapheme?

- A letter/number of letters that represent the sound.

What is a digraph?

- 2 letters that make 1 sound.

What is a trigraph?

- 3 letters that make 1 sound

What is a split-digraph?

- Where the 2 letters are not adjacent to each other e.g. a-e

What is an adjacent consonant?

- Two or more consonant sounds that appear next to each other e.g. 'st' in stop, 'dr' in drop

Phonics in Year 1



Phonics is taught daily in Year 1.

They will recap Phase 2, 3 and 4 sounds and tricky words before learning Phase 5 sounds and tricky words. These sounds are alternative pronunciations.

Guided Reading sessions use Little Wandle Big Cat Collins Books.

Weekly after school 'Phonics Booster' groups take place for every child in Year One. Children are organised into groups to focus on key areas of phonics. In each session they work on reading in preparation for the Phonics Screening Checks, as well as embedding their phonetic knowledge in their writing.

Spring 1

wh	oe	y	ea
ow	ve	ph	ou
ey	se	ce	le

giant	leave	face
fence	phone	ready
whisper	boulder	petal
follow	honey	horse
done	sparkle	fly

who	many	two	school	friend
-----	------	-----	--------	--------

I put an apple on the snowman's head,
and my brother took a photo of it.

Phonics in Year 1



ay play
ou cloud
oy toy
ea each
ir bird
ie pie
ue blue rescue
u unicorn
o go
i tiger
a paper
e he

a-e shake
i-e time
o-e home
u-e rude cute
e-e these
ew chew new
ie shield
aw claw
y funny
ea head
wh wheel
oe ou toe shoulder

y fly
ow snow
g giant
ph phone
le al apple metal
c ice
ve give
o-e o ou some mother young
se cheese
se ce mouse fence
ey donkey
or word
u oul awful would
are share
au aur oor al author dinosaur floor walk

tch match
ture adventure
al half*
a father*
a water
a want
ear ere bear there
ear learn
wr wrist
st sc whistle science
ch school
ch chef
ze freeze

How do we say those sounds?



How to say the Phase 5 sounds

<https://www.littlewandle.org.uk/resources/for-parents/>

Phonics in Year 1



TRICKY WORDS:

again
beautiful
call
eye
house
many
Mr
oh
parents
school
their
two
where
work

any
because
could
friend
improve
mouse
Mrs
once
people
shoe
thought
want
who
would





ask
busy
different
hour
laugh
move
Ms
our
pretty
should
through
water
whole
your



Year 1 Phonics Screening



- The phonics screening will take place during the week of Monday 8th June 2026.
- Children in Year 2 who did not pass the phonics screening will also complete it again during this time.
- The check consists of 20 real words and 20 pseudo-words that pupils read aloud to the check administrator.
- **WAYS TO SUPPORT:** Phonics Play, writing words with learned sounds in, previous phonics screening checks

Section 1	
dup 	snip
hib 	clang
gox 	bunk
ags 	boils

Activities Time!



- Can you segment the list of words with a partner?
- How could you do this with your child to support them with segmenting to read and write?



Phonics in Year 2



Phonics is taught daily. Children in Year 2 will recap and complete activities based on sounds they have learned in previous years. They will complete a range of activities to support reading and writing.

NEW LEARNING: Phase 6. By this phase, children should be able to read hundreds of words by decoding them quickly and automatically. Activities in Phase 6 involve learning spelling rules, prefixes, suffixes, and understanding grammar rules to improve their overall literacy and comprehension skills.

Guided Reading: Year 2 pupils take part in daily guided reading sessions through a carousel format including group reading, individual reading, comprehension activities and phonics activities. They will use their phonics to complete reading activities in their reading groups and independently.

Activities Time!



Year 2 Comprehension Task!

Spelling across the school:



- Weekly spellings for each year group. Spellings are taken from spelling shed or national curriculum requirements.
- Year 1 learn 5 spellings.
- Year 2 learn 10, then 15, then 20 spellings.
- Other year groups will have 20 spellings.

- Each year group will have statutory spellings that they need to know.

- SPAG (Spelling, Punctuation and Grammar). Taught as either stand alone lessons or as starters.

Writing Support



Model writing yourself! Show your child that you engage with different types of writing. Encourage them to write birthday cards, shopping lists etc.

How can I support my child with writing?

Engage them with writing about stuff of interest to them e.g. if they enjoy dinosaurs, then encourage writing about their interests.

Have sound mats available. Use sound fingers. Ask your child what sound they can hear first, then next until they reach the last sound they can hear.

How you can help at home:



- Quick write - race with your child to write down words which use the sounds they know.
- To help your child hear the sounds - say the word, segment the sounds, count the sounds and then write them down.
- Let your child pick a card and then draw and label all the things you can think of that have that phoneme in them.
- Treasure Game - A set of 10 words on cards with 5 incorporating the sound you are working on and 5 that don't. Can they sort them into a treasure box!
- Read daily with your child. Pretend you aren't sure on a word so that they can sound it out for you.

Useful Resources:



Tricky Word Mats

Taught in Phase 5

again
any
ask
beautiful
because
busy
call
could
different
eye
friend
hour
house
improve
laugh
many
mouse
move
Mr
Mrs
Ms

oh
once
our
parents
people
pretty
school
shoe
should
their
thought
through
two
want
water
where
who
whole
work
would
your

Overview of Little Wandle Phase 5 graphemes

Sound	Graphemes				
	Autumn 1	Autumn 2	Spring 1	Spring 2	Summer 2
ai	ay play	a paper ae shake			igh eight aigh straight ey grey ea break
ow	ou cloud				
oi	oy toy				
ee	ea each	e he ee these ie shield	y funny ey donkey		
ur		ir bird		or word ear learn	
igh		ie pie l tiger le time	y fly		
oo/goo		ue blue rescue u unicorns u-e rude cute ew chew new	ul fruit ou soup		
oa		o go o-e home	oe toe ou shoulder ow snow		
or		aw claw		au author aur dinosaur oor floor al walk a water	augh daughter our pour oar our ore more
e			ea head		
w			wh wheel		
j			g giant		dge bridge ge large
f			ph phone		
l			le apple al metal		
s			c ice se mouse ce fence	st whistle sc science	
v			ve give		
u			o-e some o mother ou young se cheese		
z					
oo				u awful oul would	
air				are share ear bear ere there	

Phase 5 graphemes

Sound mats (Phase 2, 3, 5)

Grow the code grapheme mat Phase 2, 3 and 5

S									
s	t	p	n	m	d	g	c	r	h
ss	tt	pp	nn	mm	dd	gg	ck	rr	
c			kn	mb			ck	wr	
ce							cc	ch	
st									
sc									
b	f	l	j	v	w	x	y	z	qu
bb	ff	ll	gg	vv	wh			zz	
	ph	le	dge	ve				s	
		al	ge					se	
								ze	
ch	sh	th	ng	nk	a	e	i	o	u
tch	ch				ea		y	a	o-e
ture	ti							ou	ou
	ssi								
	si								
	ci								

Grow the code grapheme mat Phase 2, 3 and 5

					yoo		
ai	ee	igh	oa	oo	ue	u*	a*
ay	ea	ie	o	ue	ue	oul	al*
a	e	i	o-e	u-e	u		
a-e	e-e	i-e	ou	ew	u-e		
eigh	ie	y	oe	ou	ew		
aigh	y		ow	ui			
ey	ey						
ea							
					zh		
or	ur	ow	oi	ear	air		
aw	er	ou	oy	ere	are	su	
au	ir			eer	ere	si	
aur	or				ear		
oor							
al							
a							
oar							
ore							

*depending on regional accent

Useful websites:



- <https://www.phonicsplay.co.uk/> - Phonics games
- <https://www.littlewandle.org.uk/resources/for-parents/> - Little Wandle
- <https://www.gov.uk/government/publications/phonics-screening-check-2025-materials> - Past Phonics Screening Papers