

Welcome to Reception at Ashmole





The Purpose of the presentation:

- ▶ To explain the routine of our school day.
- ▶ To discuss the 7 areas of learning.
- ▶ The importance of learning through play & outdoor learning.
- ▶ To explain some of the things that will happen over the course of the year.

The Reception Team



Calypso Class

- ▶ Miss Powell - Class Teacher
- ▶ Mrs Tibbs - HLTA
- ▶ Mrs Urso Baiarda - SEN TA
- ▶ Miss Hawkes - SEN TA

Orion Class

- ▶ Miss Popova - Class Teacher
- ▶ Mrs Chatzovoulou - TA
- ▶ Mrs McDowell - SEN TA

Our school day



Morning

- ▶ Children to line up by their classroom door.
- ▶ Registration (8.50am).
- ▶ Carpet session- **Literacy/Phonics.**
- ▶ **Free flow** (inside & outside).
- ▶ Carpet session- **Maths.**
- ▶ **Free flow** (inside & outside).
- ▶ Lunch time.

Afternoon

- ▶ Carpet session- **Topic/Theme.**
- ▶ **Free flow** (inside & out).
- ▶ Fruit time & Story time.
- ▶ **Free flow.**
- ▶ Home time (3.15pm).

The 7 areas of learning



PRIME AREAS OF LEARNING

- ▶ Communication & Language (C&L)
- ▶ Physical Development (PD)
- ▶ Personal, Social, Emotional Development (PSED)

SPECIFIC AREAS OF LEARNING

- ▶ Literacy (L)
- ▶ Mathematics (M)
- ▶ Understanding the World (UW)
- ▶ Expressive Arts and Design (EAD)

Personal, social & emotional development

1) Self Regulation

2) Managing Self

3) Building Relationships

- ▶ Positive relationships modelled
- ▶ Partner talk
- ▶ Free flow
- ▶ Resources easily accessible
- ▶ Visual behaviour reminders & Praise
- ▶ Turn Taking





Communication and language

1) Listening & Attention and Understanding 2) Speaking

- ▶ Story time
- ▶ Instructions
- ▶ Questioning
- ▶ Show and Tell
- ▶ Adult-Child interactions
- ▶ Role Play



Physical development

1) Gross Motor Skills 2) Fine Motor Skills

- ▶ Funky Fingers
- ▶ Outdoor PD equipment
- ▶ PE sessions



Prime Area



Literacy

- 1) Word reading
- 2) Comprehension

▶ Phonics

Little Wandle - Letters & Sounds Revised

▶ Videos - Little Wandle




Specific Area



Literacy

1) Writing

- ▶ Free flow opportunities
- ▶ Shared writing
- ▶ Writing focus - working with a teacher on a 1-1 basis or in a small group.
- ▶ Handwriting - 1-1 focus to start in January.



Specific Area




Maths

1) Numbers Patterns

2) Numerical Patterns

- ▶ Practical & visual
- ▶ Maths focus - working with a teacher on 1-1 basis.



Specific Area



Understanding the world

Specific Area



1) Past and Present 2) People, Culture and Communities 3) The Natural World

In Reception we learn about different religious festivals and values, this encourages children to think about similarities and differences and also encourage our children to respect different cultures and communities.

We learn about the world around us and talk about differences and similarities about how things like flowers or buildings look the same or look different. We encourage the children to be aware of their environments and talk about patterns we see in things around us like leaves or bricks.





Expressive arts & design

- 1) Exploring and using media & materials
- 2) Being Imaginative


In reception children have many opportunities within the classroom and outdoor area environment to use their imagination and express themselves through play.

The children have the options to play and explore with lots of things such as the play-doh, painting resources, musical instruments, junk modelling, small world toys, construction and the home corner.

All these activities allow the children to be imaginative and to explore the world around them by using tools and different materials.



Learning through play



Splodges like this are from trying so hard to use a knife and fork correctly when I eat.

Painting helps me to develop my creativity.

When my uniform is wet, I have learnt a huge amount of maths & science in the water tray.

Pen marks mean I am trying so hard to develop my writing skills.

The mud kitchen is messy but it helps me develop my imagination and use of language.

Grass stains show that I have used the outdoor area to develop my physical skills.



What to expect



- ▶ **Focus week** - Each child will have their own focus week. We focus on 3 children each week to observe their play, collect information about their interests and their development. We will inform you in advance via a letter in your child's book bag and then if you would like to arrange a meeting regarding your child's focus week then we will arrange this for the following week. The meeting will give you a chance for you to tell us about any development and learning you have seen at home, as well as for us to share their school progress with you.
- ▶ **Reading books & reading record book** - At this early stage we are encouraging the children to handle books and retell stories, ensuring that reading is a positive experience. It is important at this stage that children enjoy reading. The children will take home a reading book and a reading record book. They will get a new reading book every Monday. Many of the books the children will take home at first will have simple repeated words. We will listen to the children each week and move them to different sounds when we feel the children are ready. Children need to be able to read the words and answer questions related to what they have read before they are moved on. Please read daily with your child and make a note of this in their reading record book. Feel free to record any other books your child has enjoyed reading too. Please ensure your child's reading record book as well as reading book is in their book bag every day, as we may dip into these throughout the week.
- ▶ **Sounds** - We will learn 4 new sounds a week. The sounds that we have learned that week will be placed on Google Classroom on the Friday.
- ▶ **Homework** - set on a Friday and due on the following Wednesday. Homework will be set on Google Classroom and photos/videos should be uploaded so that we see how they have got on.
- ▶ **Star of the Week** - Every Friday each class will select a Star of The Week. Examples of why children are chosen as Star of the Week include: excellent behaviour, kindness, perseverance, working hard and so on. The Star of the Week will take home a soft toy (Gerry Giraffe) and diary. Please help your child draw a picture and write about something they do with the toy over the weekend. You can also put photos in if you wish to. Please encourage them to draw and write independently. If needed you can then write underneath. Please return Gerry on the Monday if possible so that we can share the diary during the week.
- ▶ **Show & Tell** - takes place on a Monday, just before the children are dismissed at home time. The children are encouraged to bring something in from home that is special to them. They will then stand in front of their class and talk about why this particular item (eg toy, map, photograph, souvenir, DIY project, book etc) is special to them. The class is encouraged to listen carefully and then ask questions.





How you can help at home:

- ▶ Encourage their sense of independence (organising their belongings, dressing and undressing themselves).
- ▶ Show children your writing, shopping lists, things to do, birthday cards. Get them involved with card writing and party invitations.
- ▶ Develop small motor skills by cutting, sewing, dot-to-dots etc.
- ▶ Point out numbers around you, on houses, cars, television channels, cookers and microwaves.
- ▶ Say number names in order as you climb the stairs, count teddies on a bed, plates on the table. Make Maths practical.

Useful Websites

- ▶ YouTube - Geraldine the Giraffe, Little Wandle
- ▶ <https://www.topmarks.co.uk/> - Maths games
- ▶ <https://www.phonicsplay.co.uk/> - Phonics games
- ▶ https://assets.publishing.service.gov.uk/government/uploads/system/uploads/attachment_data/file/1007446/6.7534_DfE_Development_Matters_Report_and_illustrations_web_2_.pdf - Development Matters - EYFS Framework.

THANK you

